


SHAPES




© Rhoda Design Studio

I can make an

octagon

SHAPES



© Rhoda Design Studio

I can make a

diamond

SHAPES




© Rhoda Design Studio

I can make a

star

SHAPES



© Rhoda Design Studio

I can make a

pentagon

SHAPES




© Rhoda Design Studio

I can make a

hexagon

SHAPES




© Rhoda Design Studio

I can make a

circle

SHAPES




© Rhoda Design Studio

I can make a

trapezoid

SHAPES




© Rhoda Design Studio

I can make a

triangle

SHAPES




© Rhoda Design Studio

I can make a

square

SHAPES



© Rhoda Design Studio

I can make an

oval

SHAPES



© Rhoda Design Studio

I can make a

heart

SHAPES




© Rhoda Design Studio

I can make a

rectangle

SHAPES



© Rhoda Design Studio

I can make an

octagon

SHAPES




© Rhoda Design Studio

I can make a

diamond

SHAPES




© Rhoda Design Studio

I can make a

star

SHAPES



© Rhoda Design Studio

I can make a

pentagon

SHAPES



© Rhoda Design Studio

I can make a

hexagon

SHAPES




© Rhoda Design Studio

I can make a

circle

SHAPES




© Rhoda Design Studio

I can make a

trapezoid

SHAPES



© Rhoda Design Studio

I can make a

triangle

SHAPES




© Rhoda Design Studio

I can make a

square

SHAPES




© Rhoda Design Studio

I can make an

oval

SHAPES




© Rhoda Design Studio

I can make a

heart

SHAPES



© Rhoda Design Studio

I can make a

rectangle

Instructions

Printing:

You can take (or send) your files to a local print shop or print them at home on your personal printer.

Online sites: mpix.com, staples.com, walgreens.com, snapfish.com, shutterfly.com vistaprint.com

Paper Type:

Heavyweight paper like 110 lb cardstock works the best. Semi-gloss or luster photo paper works great too.

Prepping:

For activities that involve playdoh, dry erase markers, repetition (like removing velcro), it is recommended that you cut the cards, shapes, etc. Then laminate your printables and the pieces.

KINDER-1ST RESOURCES {CLICK TO BUY}



FEED THE ALPHABET ABC

Feed the School Friend: Letter Practice Kindergarten ...

\$3.00



STARTS WITH ALPHABET ABC

Starts With Letter Recognition Alphabet Practice Kindergarten ...

\$3.00



COLOR FIND

Find the Color: Color Words Kindergarten Reading Google ...

\$3.00



COLORS READING

Reading Color Words Kindergarten Reading Google SI ...

\$3.00



MAKE NEW NUMBERS

Apples Numbers with Ten Frames: Counting to 10 Kindergarten ...

\$3.00



MAKE NEW NUMBERS

Apples Teen Numbers with Ten Frames: Counting to 20 ...

\$3.00



BEGINS WITH Letters

Apples: Begins With Alphabet Kindergarten Reading Google ...

\$3.00



MAKE TEN COUNTING

How Many to Make 10 with Apples Kindergarten Math Google ...

\$3.00



COUNTING ON: TEENS

Apple Counting On Teens with Ten Frames: 11-20 Kindergarten ...

\$3.00



TALLY MARKS UP to TEN

Halloween Tally Marks: Counting 1-10 Kindergarten Math ...

\$3.00



TALLY MARKS UP to TEN

Farm Tally Marks: Counting 1-10 Kindergarten Math

\$3.00



DECOMPOSE UP to TEN

Farm Theme Number Bonds 3-10: Decomposing Numbers Math ...

\$3.00

