



I can make a



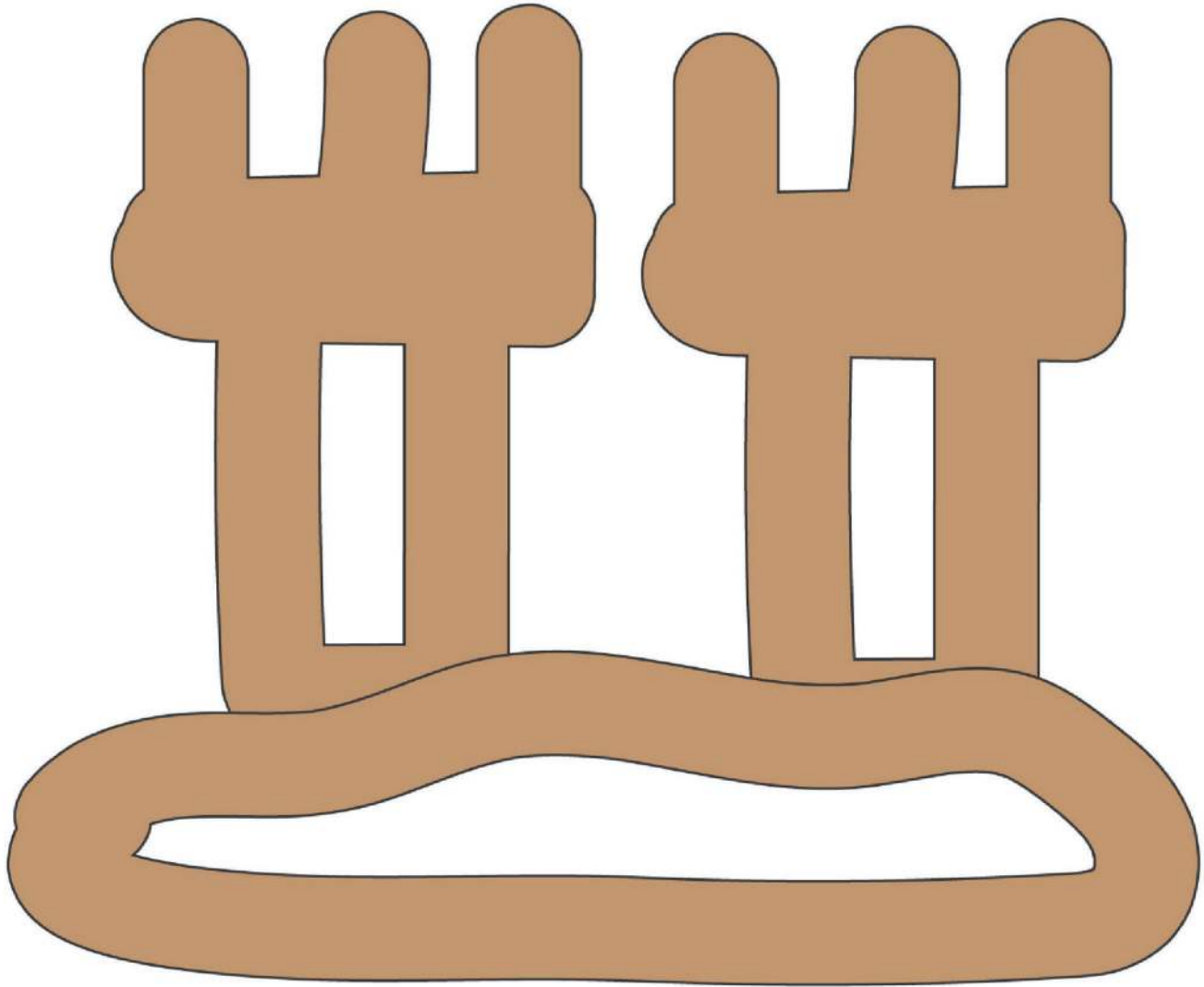
SUN

I can make a




s h o v e l

I can make a



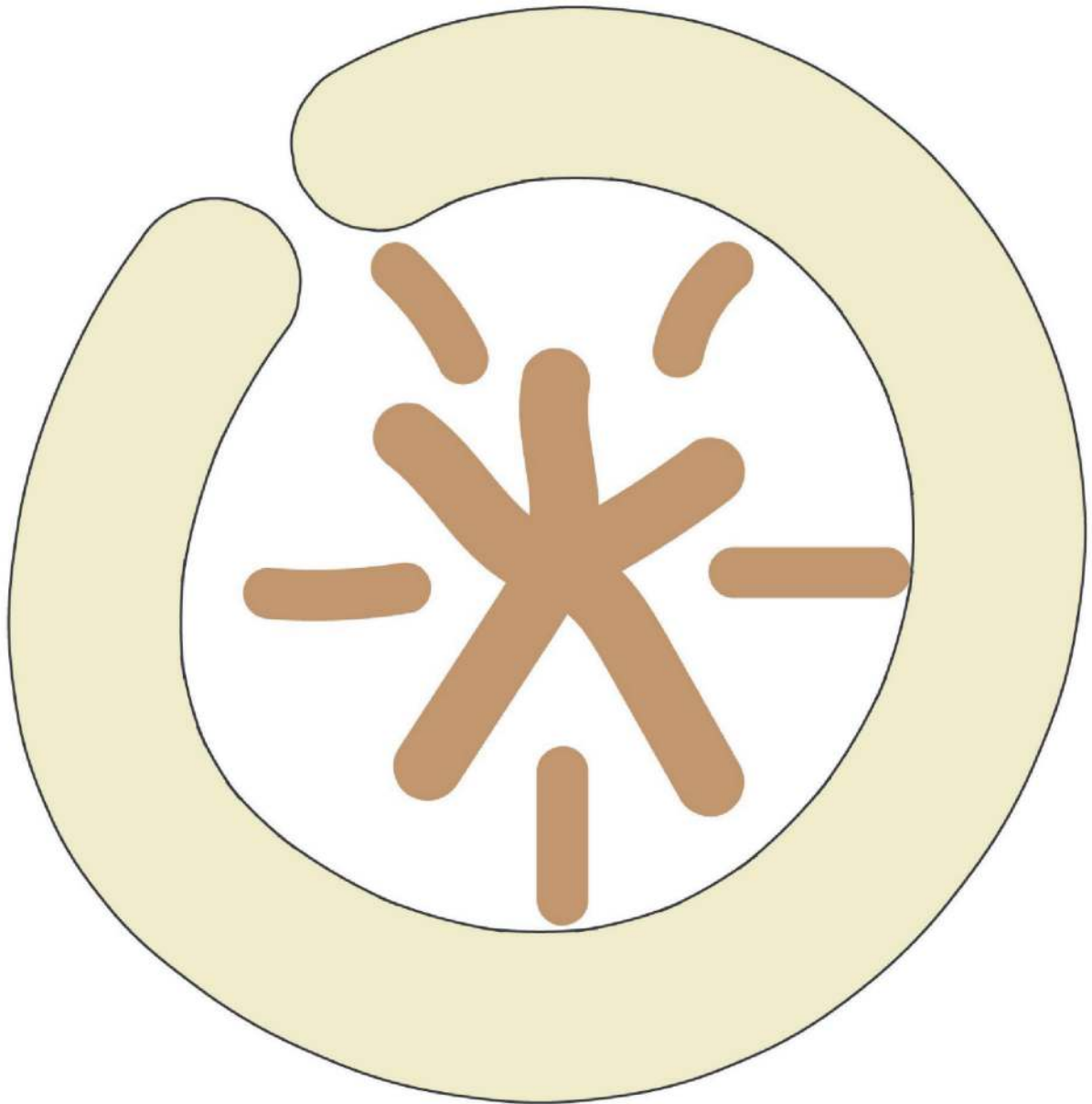
sandcastle

I can make a



shel

I can make a




sand dollar

I can make a




palm tree

I can make a



popsicle

I can make a




lemonade

I can make an




ice cream

I can make



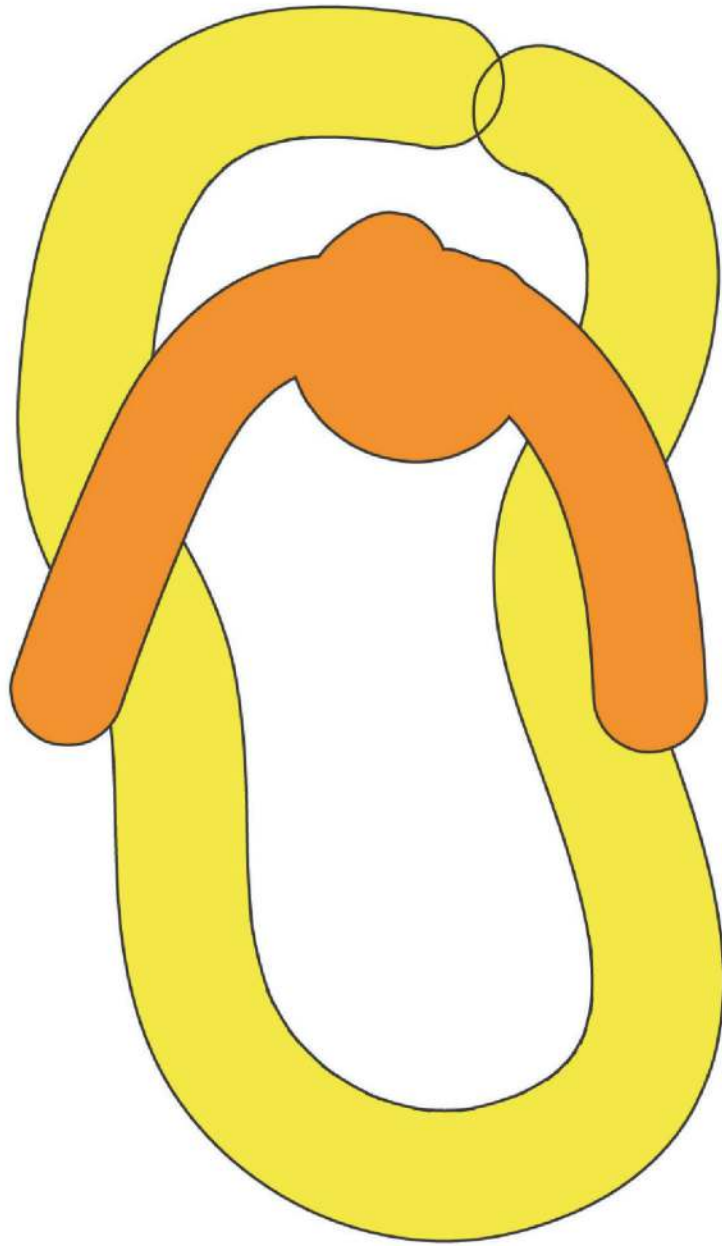
glasses

I can make a



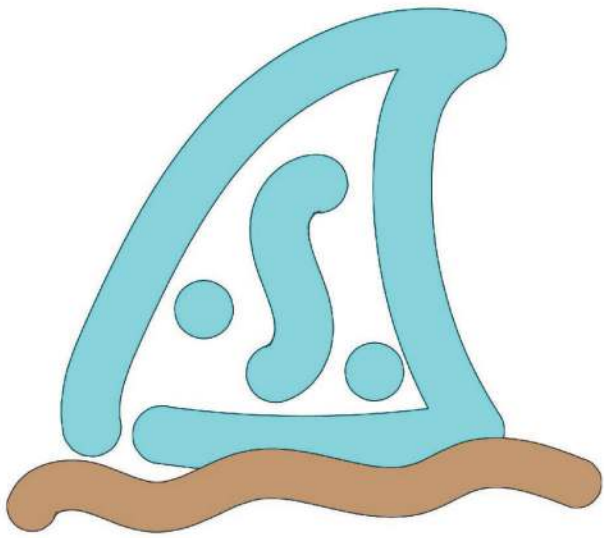
bucket

I can make a



flip flop


I can make a



wave

© Rhoda Design Studio 2024


I can make a



bucket

© Rhoda Design Studio 2024


I can make a



flip flop

© Rhoda Design Studio 2024

I can make



glasses

© Rhoda Design Studio 2024

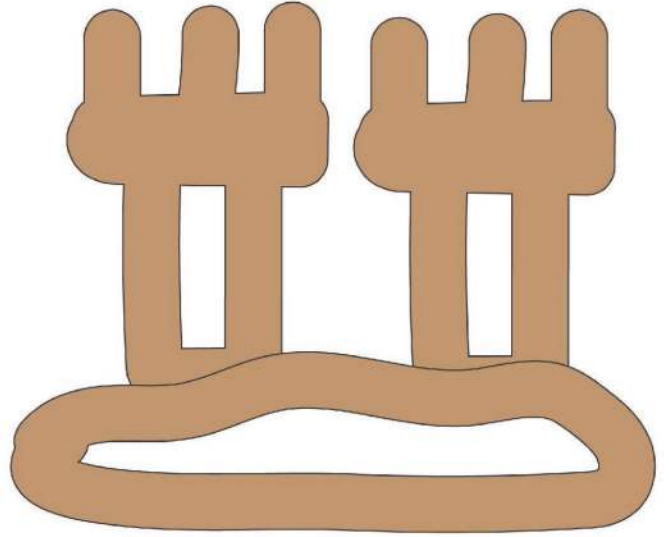
I can make a



palm tree

© Rhoda Design Studio 2024


I can make a



sandcastle

© Rhoda Design Studio 2024


I can make a



shell

© Rhoda Design Studio 2024

I can make a



shovel

© Rhoda Design Studio 2024


I can make an



ice cream

© Rhoda Design Studio 2024


I can make a



lemonade

© Rhoda Design Studio 2024

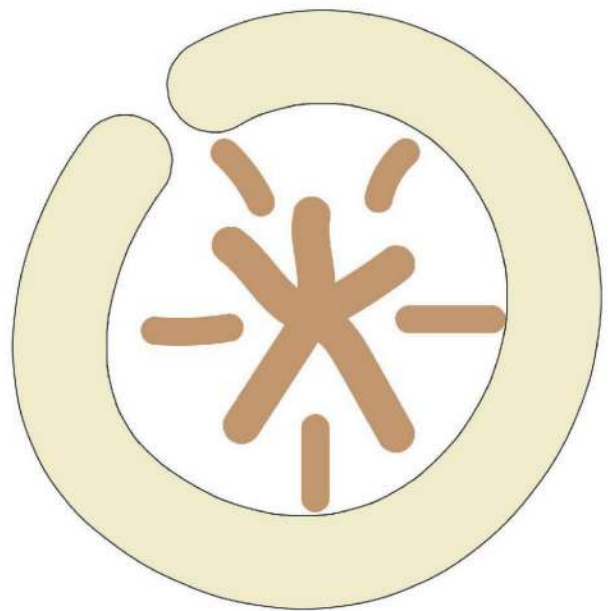
I can make a



popsicle

© Rhoda Design Studio 2024


I can make a



sand dollar

© Rhoda Design Studio 2024

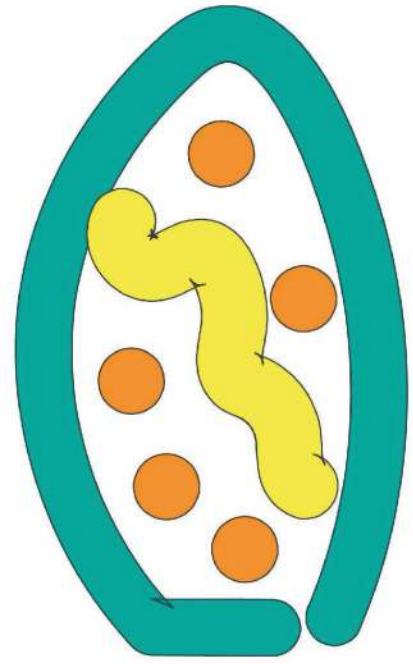
I can make a



sun

© Rhoda Design Studio 2024


I can make a



surf board

© Rhoda Design Studio 2024

I can make an



umbrella

© Rhoda Design Studio 2024

I can make a



watermelon

© Rhoda Design Studio 2024

I can make a



ball

© Rhoda Design Studio 2024

Instructions

Printing:

You can take (or send) your files to a local print shop or print them at home on your personal printer. Online sites: mpix.com, staples.com, walgreens.com, snapfish.com, shutterfly.com vistaprint.com

Paper Type:

Heavyweight paper like 110 lb cardstock works the best. Semi-gloss or luster photo paper works great too.

Prepping:

For activities that involve playdoh, dry erase markers, repetition (like removing velcro), it is recommended that you cut the cards, shapes, etc. Then laminate your printables and the pieces.

KINDER-1ST RESOURCES {CLICK TO BUY}



FEED THE ALPHABET ABC

Feed the School Friend: Letter Practice Kindergarten ...

\$3.00

★★★★★ 1



STARTS WITH ALPHABET ABC

Starts With Letter Recognition Alphabet Practice Kindergarten ...

\$3.00

★★★★★ 3



COLOR FIND

Find the Color: Color Words Kindergarten Reading Google ...

\$3.00

★★★★★ 1



COLORS READING

Reading Color Words Kindergarten Reading Google SI ...

\$3.00



MAKE NEW NUMBERS

Apples Numbers with Ten Frames: Counting to 10 Kindergarten ...

\$3.00

★★★★★ 3



MAKE NEW NUMBERS

Apples Teen Numbers with Ten Frames: Counting to 20 ...

\$3.00



BEGINS WITH Letters

Apples: Begins With Alphabet Kindergarten Reading Google ...

\$3.00

★★★★★ 1



MAKE TEN COUNTING

How Many to Make 10 with Apples Kindergarten Math Google ...

\$3.00

★★★★★ 2



COUNTING ON: TEENS

Apple Counting On Teens with Ten Frames: 11-20 Kindergarten ...

\$3.00



TALLY MARKS UP to TEN

Halloween Tally Marks: Counting 1-10 Kindergarten Math ...

\$3.00



TALLY MARKS UP to TEN

Farm Tally Marks: Counting 1-10 Kindergarten Math

\$3.00



DECOMPOSE UP to TEN

Farm Theme Number Bonds 3-10: Decomposing Numbers Math ...

\$3.00

★★★★★ 1