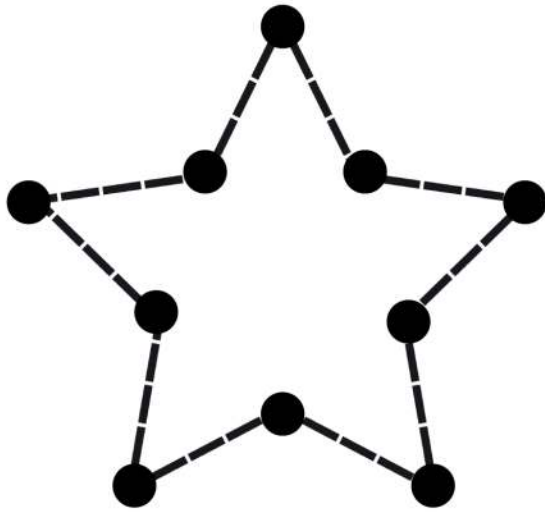




make it



2D SHAPES

use it




trace it

star

count it

_____ sides

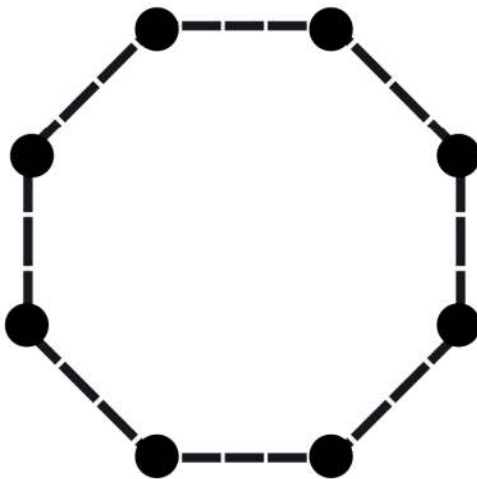
_____ corners



© Rhoda Design Studio 2024

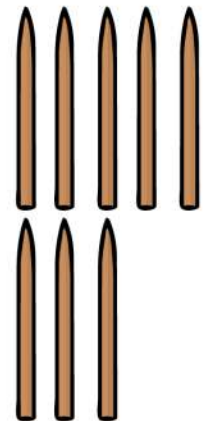
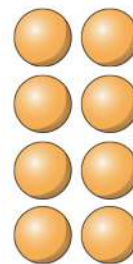
© Rhoda Design Studio 2024

make it



2D SHAPES

use it




trace it

octagon

count it

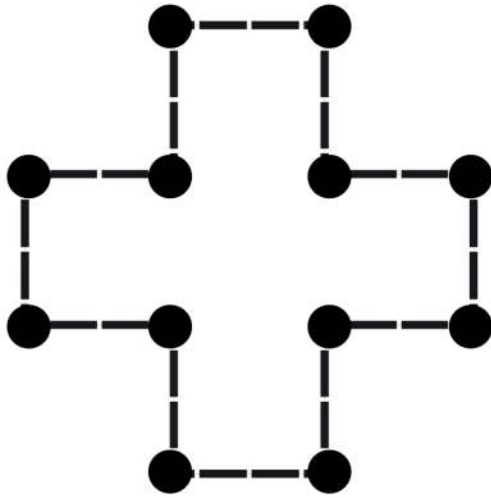
_____ sides

_____ corners

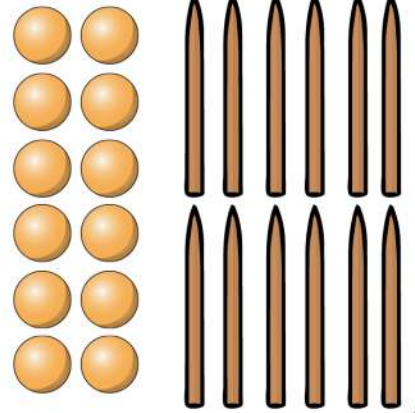


2D SHAPES

make it



use it




trace it

cross

count it

----- sides
----- corners

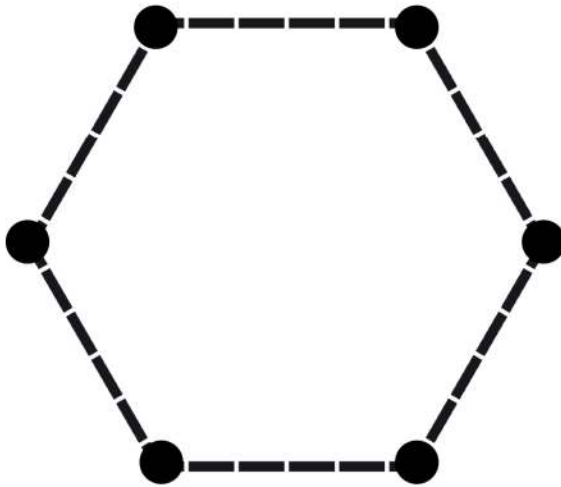


© Rhoda Design Studio 2024

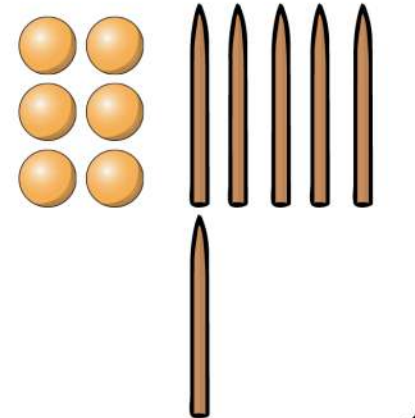
© Rhoda Design Studio 2024

2D SHAPES

make it



use it




trace it

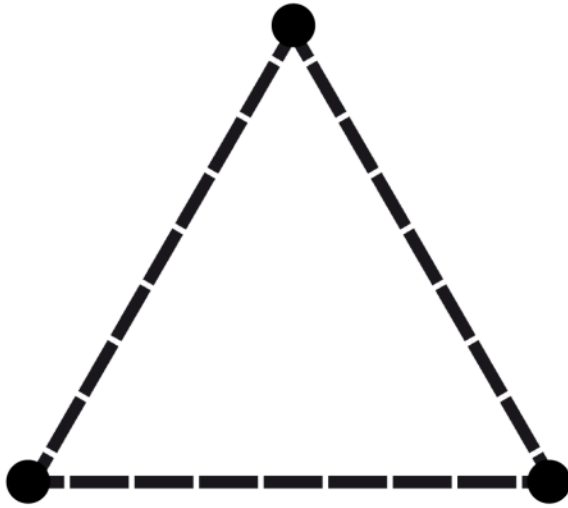
hexagon

count it

----- sides
----- corners

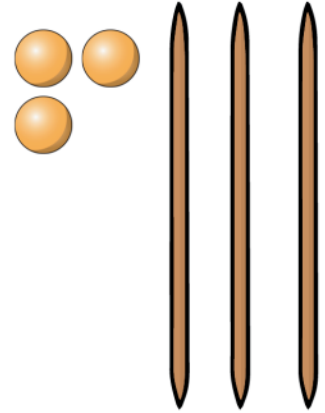


make it



2D SHAPES

use it




trace it

triangle

count it

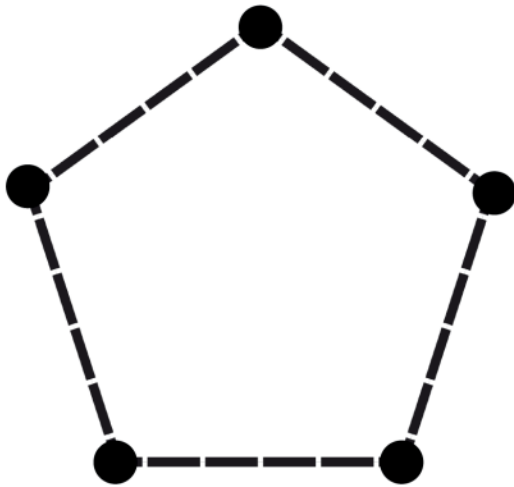
--- sides
--- corners



© Rhoda Design Studio 2024

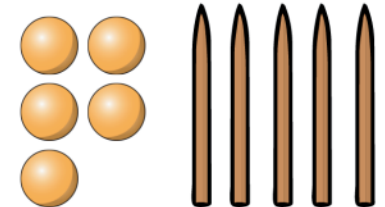
© Rhoda Design Studio 2024

make it



2D SHAPES

use it



trace it

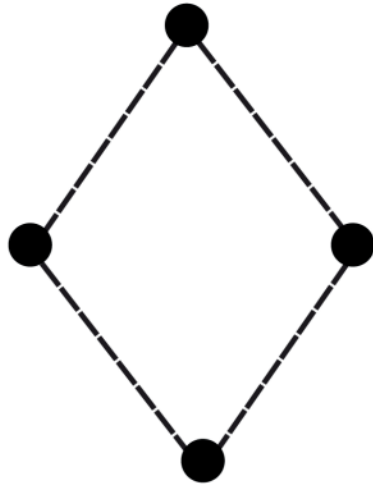
pentagon

count it

--- sides
--- corners

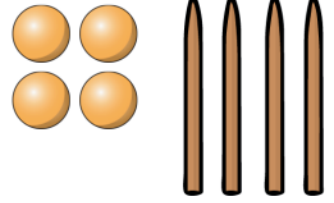


make it



2D SHAPES

use it



trace it

diamond

count it

_____ sides


_____ corners



© Rhoda Design Studio 2024

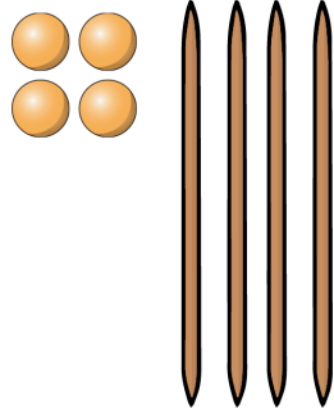
© Rhoda Design Studio 2024

make it



2D SHAPES

use it



trace it

square

count it

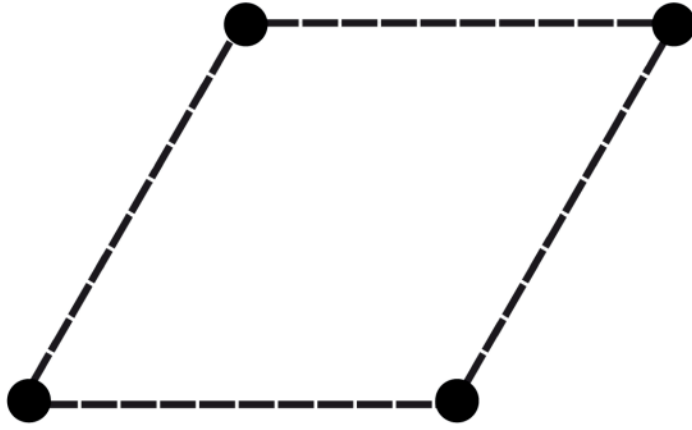
_____ sides

_____ corners




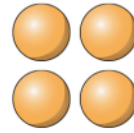
© Rhoda Design Studio 2024

make it



2D SHAPES

use it




trace it

rhombus

count it

----- sides

----- corners



© Rhoda Design Studio 2024

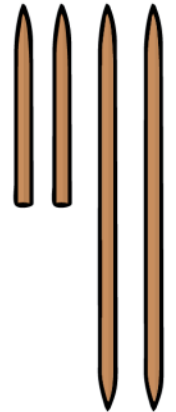
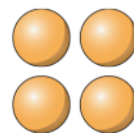
© Rhoda Design Studio 2024

make it



2D SHAPES

use it




trace it

rectangle

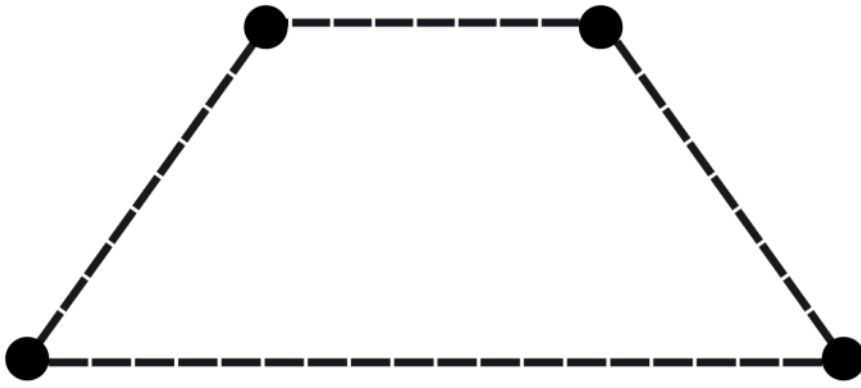
count it

----- sides

----- corners

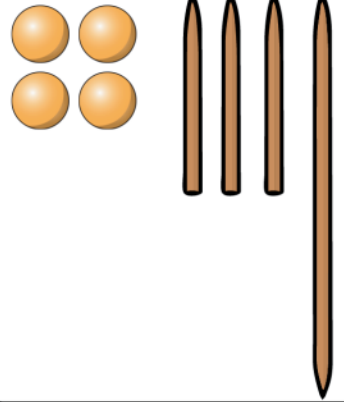


make it



2D SHAPES

use it




trace it

trapezoid

count it

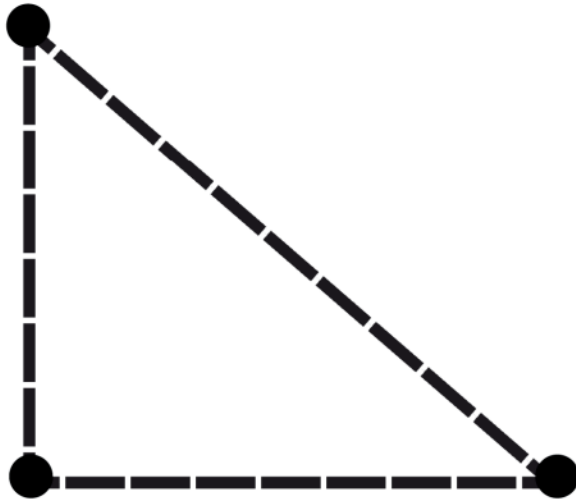
----- sides
----- corners



© Rhoda Design Studio 2024

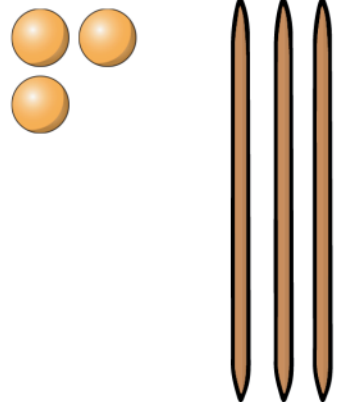
© Rhoda Design Studio 2024

make it



2D SHAPES

use it




trace it

right
triangle

count it

----- sides
----- corners



Instructions

Printing:

You can take (or send) your files to a local print shop or print them at home on your personal printer. Online sites: mpix.com, staples.com, walgreens.com, snapfish.com, shutterfly.com vistaprint.com

Paper Type:

Heavyweight paper like 110 lb cardstock works the best. Semi-gloss or luster photo paper works great too.

Prepping:

For activities that involve playdoh, dry erase markers, repetition (like removing velcro), it is recommended that you cut the cards, shapes, etc. Then laminate your printables and the pieces.

KINDER-1ST RESOURCES {CLICK TO BUY}



FEED THE ALPHABET ABC

Feed the School Friend: Letter Practice Kindergarten ...

\$3.00

★★★★★ 1



STARTS WITH ALPHABET ABC

Starts With Letter Recognition Alphabet Practice Kindergarten ...

\$3.00

★★★★★ 3



COLOR FIND

Find the Color: Color Words Kindergarten Reading Google ...

\$3.00

★★★★★ 1



COLORS READING

Reading Color Words Kindergarten Reading Google SI ...

\$3.00



MAKE NEW NUMBERS

Apples Numbers with Ten Frames: Counting to 10 Kindergarten ...

\$3.00

★★★★★ 3



MAKE NEW NUMBERS

Apples Teen Numbers with Ten Frames: Counting to 20 ...

\$3.00



BEGINS WITH Letters

Apples: Begins With Alphabet Kindergarten Reading Google ...

\$3.00

★★★★★ 1



MAKE TEN COUNTING

How Many to Make 10 with Apples Kindergarten Math Google ...

\$3.00

★★★★★ 2



COUNTING ON: TEENS

Apple Counting On Teens with Ten Frames: 11-20 Kindergarten ...

\$3.00



TALLY MARKS UP to TEN

Halloween Tally Marks: Counting 1-10 Kindergarten Math ...

\$3.00



TALLY MARKS UP to TEN

Farm Tally Marks: Counting 1-10 Kindergarten Math

\$3.00



DECOMPOSE UP to TEN

Farm Theme Number Bonds 3-10: Decomposing Numbers Math ...

\$3.00

★★★★★ 1