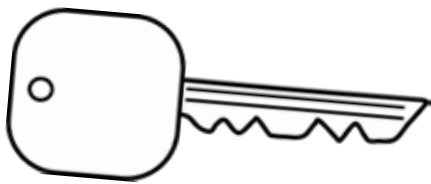


Name: \_\_\_\_\_

# Skills practice: kinder

Circle the letter for the beginning sound:




r k u



q i w



m s t



n k p

Circle the correct number word:



four six five



one two ten



six two ten



four three two

Add:

$$\begin{array}{r} 5 \\ + 3 \\ \hline \end{array}$$

$$\begin{array}{r} 2 \\ + 4 \\ \hline \end{array}$$

$$\begin{array}{r} 6 \\ + 1 \\ \hline \end{array}$$

$$\begin{array}{r} 7 \\ + 2 \\ \hline \end{array}$$

Name: \_\_\_\_\_

# Skills Practice: Kinder

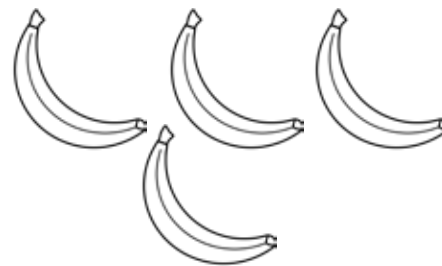
Circle the number to show how many objects.




5    3    7



2    3    9



8    6    4



8    2    0

Fill in the missing number.

$$7 + 3 = \square$$

$$10 - 7 = \square$$

$$3 + 7 = \square$$

$$10 - 3 = \square$$

Match the lowercase letter to its uppercase letter.

K

M

W

R

n    k    p

m    s    t

q    i    w

r    k    u

Name: \_\_\_\_\_

# Skills Practice: Kinder

Write the next number in each set.

2	3	
---	---	--

6	7	
---	---	--


4	5	
---	---	--

8	9	
---	---	--

Say the name of the picture. Write the missing short a.




h \_ \_ t



\_ \_ n t



v \_ \_ n



c \_ \_ t

Circle the word that names each picture.



bag bug bog



mad bad sad



drum ram rat





cab cat tab

Name: \_\_\_\_\_

# Skills Practice: Kinder

Circle the one that is larger.



Circle the object that is on the \_\_\_\_\_.

left




right



center



left



Subtract:

$$\begin{array}{r} 5 \\ - 2 \\ \hline \end{array}$$

$$\begin{array}{r} 8 \\ - 4 \\ \hline \end{array}$$




$$\begin{array}{r} 6 \\ - 1 \\ \hline \end{array}$$

$$\begin{array}{r} 7 \\ - 2 \\ \hline \end{array}$$


Name: \_\_\_\_\_

# Skills Practice: Kinder

Circle the one that is smaller.



Circle the letters that make each beginning sound.



bl dr sm sm br sk br dr gr sm bl sl

Circle the number of sides each shape has.



2 7 4

6 9 3


4 2 3

9 4 2


Name: \_\_\_\_\_

# Skills Practice: Kinder


Circle the letter for the beginning sound:




m k s



m i w




o s r




l k f

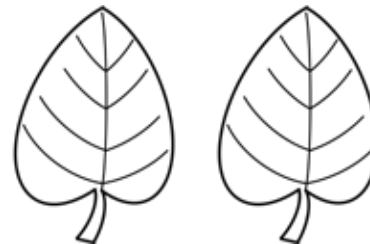
Circle the correct number word:



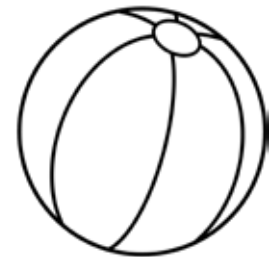
two six ten



one three ten



five two nine



one three two

Add:

$$\begin{array}{r} 3 \\ + 2 \\ \hline \end{array}$$

$$\begin{array}{r} 8 \\ + 1 \\ \hline \end{array}$$

$$\begin{array}{r} 4 \\ + 3 \\ \hline \end{array}$$

$$\begin{array}{r} 2 \\ + 2 \\ \hline \end{array}$$


Name: \_\_\_\_\_

# Skills Practice: Kinder

Circle the number to show how many objects.



3    8    4



2    3    4



2    4    6



4    2    5

Fill in the missing number.

$4 + 3 = \square$

$7 - 3 = \square$

$3 + 4 = \square$

$7 - 4 = \square$

Match the lowercase letter to its uppercase letter.

Z

A

P

Y

n    z    a

m    a    l

p    s    w

r    y    u

Name: \_\_\_\_\_

Skills Practice: kinder

Write the next number in each set.

5 6

0 1

7 8

9 10


Say the name of the picture. Write the missing short e.



b \_ \_ d



h \_ \_ n



l \_ \_ g

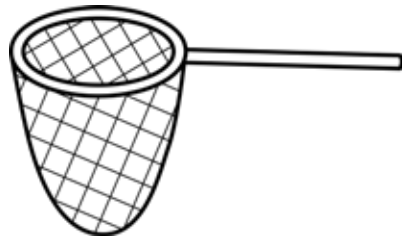


k \_ \_ g

Circle the word that names each picture.



pin pan pen



pet net set



gem jam ram





mad wet let



Name: \_\_\_\_\_


# Skills Practice: Kinder

Circle the one that is larger.



Circle the object that is on the \_\_\_\_\_.


center




right



left



center



Subtract:

$$\begin{array}{r} 7 \\ - 1 \\ \hline \end{array}$$

$$\begin{array}{r} 9 \\ - 3 \\ \hline \end{array}$$




$$\begin{array}{r} 10 \\ - 4 \\ \hline \end{array}$$

$$\begin{array}{r} 7 \\ - 3 \\ \hline \end{array}$$


Name: \_\_\_\_\_

# Skills Practice: Kinder

Circle the one that is smaller.

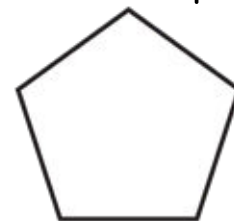
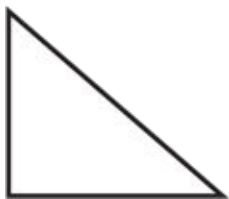


Circle the letters that make each beginning sound.



bl dr sm br dr gr st bl sl sm pr sk

Circle the number of corners each shape has.



2 3 4

4 9 3

4 5 3

8 4 3


Name: \_\_\_\_\_

Skills Practice: kinder


Circle the letter for the beginning sound:



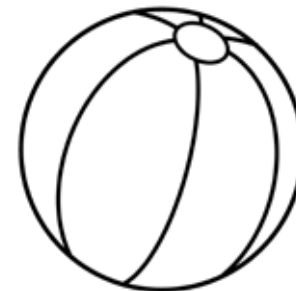
t f g



s i e




v s t




z k b


Circle the correct number word:




one six five



one five six



six ten two



nine five six

Add:

$$\begin{array}{r} 5 \\ + 4 \\ \hline \end{array}$$

$$\begin{array}{r} 3 \\ + 1 \\ \hline \end{array}$$

$$\begin{array}{r} 6 \\ + 3 \\ \hline \end{array}$$

$$\begin{array}{r} 6 \\ + 6 \\ \hline \end{array}$$

Name: \_\_\_\_\_

# Skills Practice: Kinder

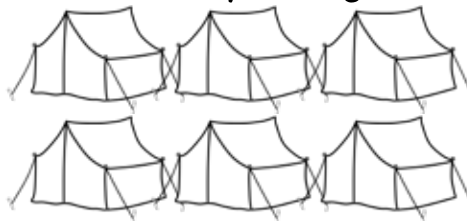
Circle the number to show how many objects.



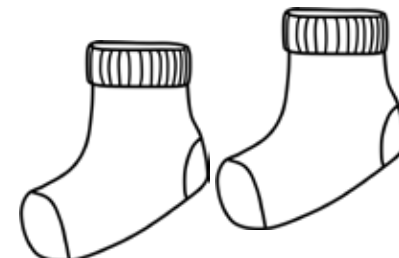
1    3    7



6    7    9



2    6    4



8    2    1

Fill in the missing number.

$$8 + 2 = \square$$

$$10 - 2 = \square$$

$$2 + 8 = \square$$

$$10 - 8 = \square$$

Match the lowercase letter to its uppercase letter.

B

N

S

Q

i    b    p

m    n    o

d    i    s

r    q    l

Name: \_\_\_\_\_

Skills Practice: Kinder

Write the missing number in each set.

4

□

6

10

□

12

3

□

5

12

□

14

Say the name of the picture. Write the missing short i.



b \_ \_ b



p \_ \_ t

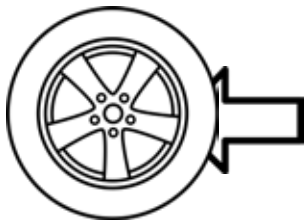


f \_ \_ n

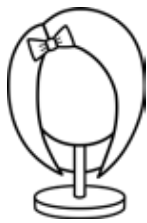


p \_ \_ n

Circle the word that names each picture.



tin pin rim



pig wig wit



pig jig rig






map lid led

Name: \_\_\_\_\_

# Skills Practice: Kinder

Circle the one that is larger.



Circle the object that is on the \_\_\_\_\_.

left




right



center



left



Subtract:

$$\begin{array}{r} 8 \\ - 1 \\ \hline \end{array}$$

$$\begin{array}{r} 9 \\ - 2 \\ \hline \end{array}$$

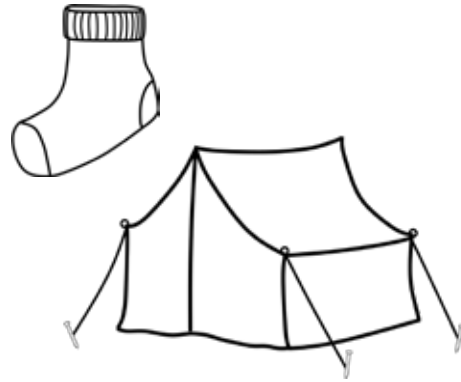
$$\begin{array}{r} 10 \\ - 3 \\ \hline \end{array}$$

$$\begin{array}{r} 5 \\ - 3 \\ \hline \end{array}$$


Name: \_\_\_\_\_

# Skills Practice: Kinder

Circle the one that is smaller.

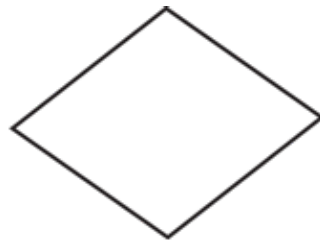
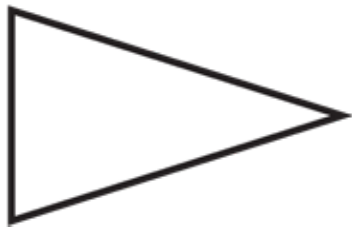


Circle the letters that make each beginning sound.



gr sc sm cr sn sk br fr gr sm bl sl

Circle the number of sides each shape has.



3 7 4

6 4 3


4 2 3

9 4 3

Name: \_\_\_\_\_

# Skills Practice: Kinder

Circle the letter for the beginning sound:



r b u



a i d

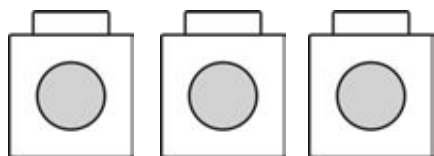


h c y

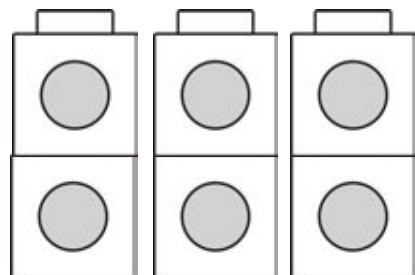


o k s

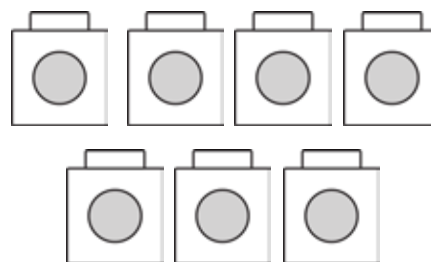
Circle the correct number word:



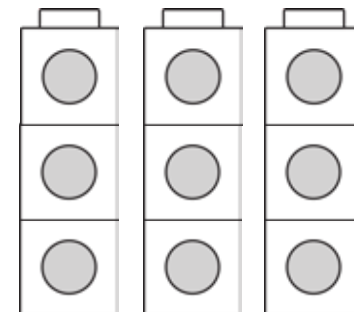
one three five



two four six



six seven one



four nine two

Add:

$$\begin{array}{r} 4 \\ + 4 \\ \hline \end{array}$$

$$\begin{array}{r} 3 \\ + 3 \\ \hline \end{array}$$

$$\begin{array}{r} 7 \\ + 7 \\ \hline \end{array}$$

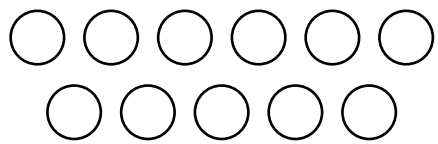
$$\begin{array}{r} 5 \\ + 5 \\ \hline \end{array}$$



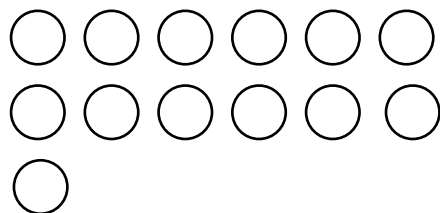
Name: \_\_\_\_\_

# Skills Practice: Kinder


Circle the number to show how many objects.



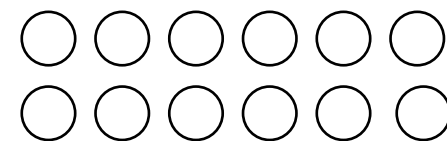
10   3   11



12   13   19



18   16   14



17   12   10

Fill in the missing number.

$3 + 5 = \square$

$8 - 5 = \square$

$5 + 3 = \square$

$8 - 3 = \square$

Match the lowercase letter to its uppercase letter.

C

T

X

E

r   k   c

e   s   t

a   x   w

a   e   u

Name: \_\_\_\_\_

# Skills Practice: Kinder

Write the missing number in each set.

	9	10
--	---	----

	6	7
--	---	---

	4	5
--	---	---

	8	9
--	---	---

Say the name of the picture. Write the missing short o.

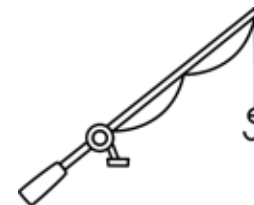


c \_ \_ b

b \_ \_ w

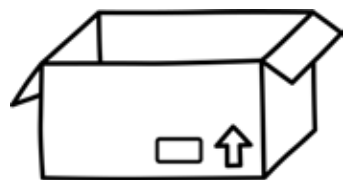


p \_ \_ t

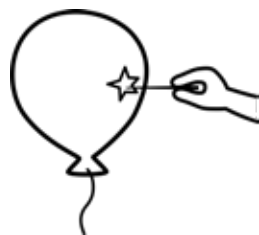


r \_ \_ d

Circle the word that names each picture.



tic box bat



pod pan pop



dog hog log



hid sob bed

Name: \_\_\_\_\_

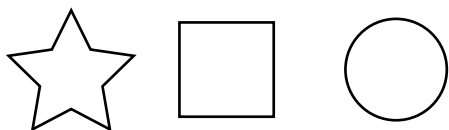
# Skills Practice: Kinder

Circle the one that holds more.



Circle the object that is on the \_\_\_\_\_.


right



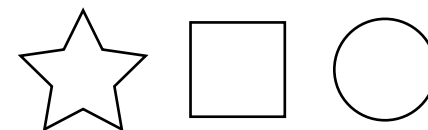
center



left



left



Subtract:

$$\begin{array}{r} 10 \\ - 2 \\ \hline \end{array}$$

$$\begin{array}{r} 10 \\ - 4 \\ \hline \end{array}$$


$$\begin{array}{r} 10 \\ - 1 \\ \hline \end{array}$$

$$\begin{array}{r} 10 \\ - 3 \\ \hline \end{array}$$



Name: \_\_\_\_\_

Skills practice: kinder

Circle the one that holds less.

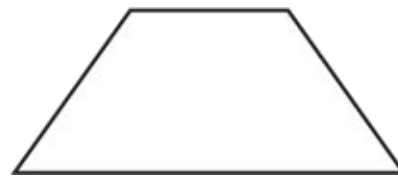


Circle the letters that make each beginning sound.



bl dr gr fr br fl sl dr gr sm pr sl

Circle the number of corners each shape has.



2 7 4

6 9 3

4 2 3

9 4 2


Name: \_\_\_\_\_

# Skills Practice: Kinder

Circle the letter for the beginning sound:



c k h



b a i



l g m

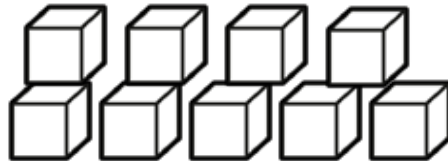


n q h

Circle the correct number word:



thirteen three



nine nineteen



two twelve



eleven one

Add:

$$\begin{array}{r} 8 \\ + 2 \\ \hline \end{array}$$

$$\begin{array}{r} 7 \\ + 3 \\ \hline \end{array}$$

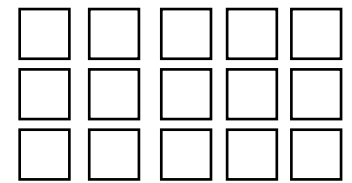
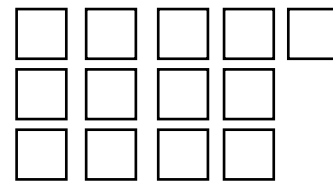
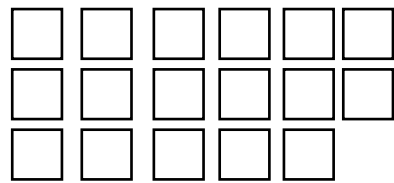
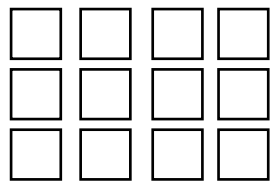
$$\begin{array}{r} 6 \\ + 4 \\ \hline \end{array}$$

$$\begin{array}{r} 9 \\ + 1 \\ \hline \end{array}$$

Name: \_\_\_\_\_

# Skills Practice: Kinder

Circle the number to show how many objects.



12 13 16

11 14 17

19 14 13

15 19 20

Fill in the missing number.

$2 + 3 = \square$

$5 - 2 = \square$

$3 + 2 = \square$

$5 - 3 = \square$

Match the lowercase letter to its uppercase letter.

D

J

G

L

p d a

j r i

p i g

l t s

Name: \_\_\_\_\_

Skills Practice: Kinder

Write the missing number in each set.

12	13	
----	----	--

16	17	
----	----	--

14	15	
----	----	--

18	19	
----	----	--

Say the name of the picture. Write the missing short u.



m \_ \_ d



n \_ \_ t




g \_ \_ m



p \_ \_ p

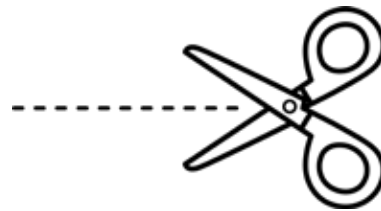
Circle the word that names each picture.



pun sun run



bug tug lug



put cut sit

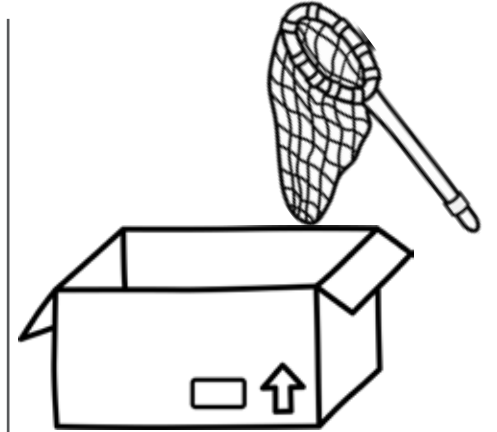
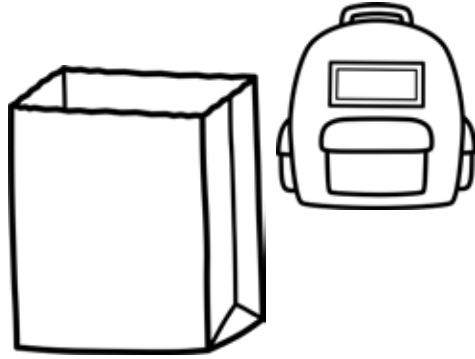



cub pit tub


Name: \_\_\_\_\_

# Skills Practice: Kinder

Circle the one that holds more.



Circle the object that is on the \_\_\_\_\_.



bottom



bottom



top



Subtract:

$$\begin{array}{r} 6 \\ - 4 \\ \hline \end{array}$$

$$\begin{array}{r} 7 \\ - 3 \\ \hline \end{array}$$

$$\begin{array}{r} 9 \\ - 3 \\ \hline \end{array}$$



$$\begin{array}{r} 4 \\ - 3 \\ \hline \end{array}$$



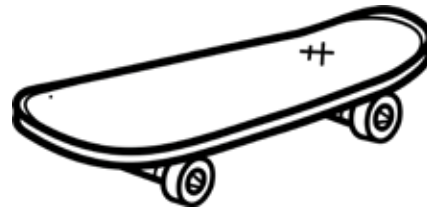
Name: \_\_\_\_\_

Skills practice: kinder

Circle the one that holds less.

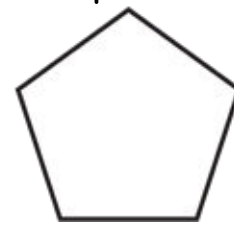
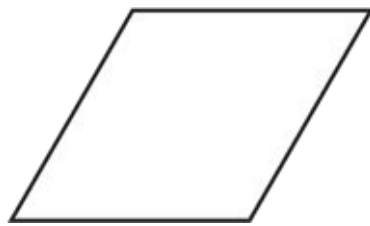
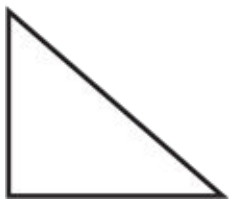


Circle the letters that make each beginning sound.



bl dr pr tr br sk br dr sc gr br sc

Circle the number of sides each shape has.



2 7 3

6 4 3

4 5 3

9 4 8

Name: \_\_\_\_\_

Skills practice: kinder

Circle the letter for the beginning sound:




r o u



k i g

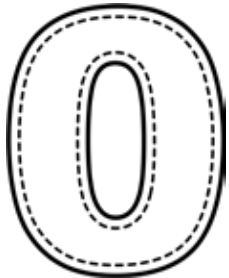


o s p



t k p


Circle the correct number word:



two six zero



nine six ten



one two eight



two four seven

Add:

$$\begin{array}{r} 3 \\ + 6 \\ \hline \end{array}$$

$$\begin{array}{r} 4 \\ + 5 \\ \hline \end{array}$$

$$\begin{array}{r} 2 \\ + 7 \\ \hline \end{array}$$

$$\begin{array}{r} 1 \\ + 8 \\ \hline \end{array}$$

Name: \_\_\_\_\_

# Skills Practice: Kinder

Circle the number to show how many objects.



12 11 15



10 9 17



16 14 12



16 8 13

Fill in the missing number.

$6 + 3 = \square$

$9 - 3 = \square$

$3 + 6 = \square$

$9 - 6 = \square$

Match the lowercase letter to its uppercase letter.

F

I

H

O

n q f

i s b

y i h

y o u

Name: \_\_\_\_\_

Skills Practice: Kinder

Write the missing number in each set.


14        16

11        13

13        15

15        17

Say the name of the picture. Write the missing vowel.



s \_ \_ b



t \_ \_ n

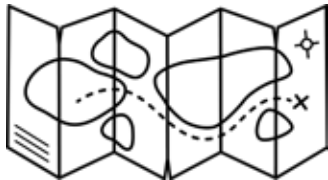


w \_ \_ x



l \_ \_ g

Circle the word that names each picture.



pan run map



cow dog rat



pup cup cut



cap tap yip

Name: \_\_\_\_\_



# Skills Practice: Kinder

Circle the one that holds more.


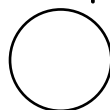


Circle the object that is on the \_\_\_\_\_.

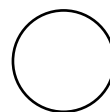
bottom



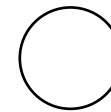
top



top



bottom



Subtract:

$$\begin{array}{r} 8 \\ - 4 \\ \hline \end{array}$$

$$\begin{array}{r} 6 \\ - 3 \\ \hline \end{array}$$

$$\begin{array}{r} 4 \\ - 2 \\ \hline \end{array}$$

$$\begin{array}{r} 10 \\ - 5 \\ \hline \end{array}$$

Name: \_\_\_\_\_

# Skills Practice: Kinder

Circle the one that holds less.



Circle the letters that make each beginning sound.



tr gr fl bl sc fr gl dr br sc fl st

Circle the number of corners each shape has.



2 7 4

6 9 3

4 2 3

9 4 2

# KINDER-1ST RESOURCES {CLICK TO BUY}



## FEED THE ALPHABET ABC

Feed the School Friend: Letter Practice Kindergarten ...

\$3.00

★★★★★ 1



## STARTS WITH ALPHABET ABC

Starts With Letter Recognition Alphabet Practice Kindergarten ...

\$3.00

★★★★★ 3



## COLOR FIND

Find the Color: Color Words Kindergarten Reading Google ...

\$3.00

★★★★★ 1



## COLORS READING

Reading Color Words Kindergarten Reading Google SI ...

\$3.00



## MAKE NEW NUMBERS

Apples Numbers with Ten Frames: Counting to 10 Kindergarten ...

\$3.00

★★★★★ 3



## MAKE NEW NUMBERS

Apples Teen Numbers with Ten Frames: Counting to 20 ...

\$3.00



## BEGINS WITH Letters

Apples: Begins With Alphabet Kindergarten Reading Google ...

\$3.00

★★★★★ 1



## MAKE TEN COUNTING

How Many to Make 10 with Apples Kindergarten Math Google ...

\$3.00

★★★★★ 2



## COUNTING ON: TEENS

Apple Counting On Teens with Ten Frames: 11-20 Kindergarten ...

\$3.00



## TALLY MARKS UP to TEN

Halloween Tally Marks: Counting 1-10 Kindergarten Math ...

\$3.00



## TALLY MARKS UP to TEN

Farm Tally Marks: Counting 1-10 Kindergarten Math

\$3.00



## DECOMPOSE UP to TEN

Farm Theme Number Bonds 3-10: Decomposing Numbers Math ...

\$3.00

★★★★★ 1