

# Ordering Numbers

# 0-20



Name: \_\_\_\_\_

Ordering Numbers 1

Cut and paste the number tiles in order.

1	3		2	4	5
2	4		3		
	13	14	1		
16			19		
15			19	10	

© Brainiac-Worksheets.com 2009

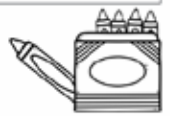
Name: \_\_\_\_\_

Ordering Numbers 2

Cut and paste the number tiles in order.

11	13		12	14	15		
12	14		13	15	16		
	17	18		16	19	20	
6			9		7	8	10
5			9		6	7	8


© Brainiac-Worksheets.com 2009




# Ordering Numbers 1

Name: \_\_\_\_\_

Cut and paste the number tiles in order.

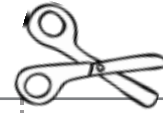


<b>1</b>		<b>3</b>			<b>2</b>	<b>4</b>	<b>5</b>
<b>2</b>		<b>4</b>			<b>3</b>	<b>5</b>	<b>6</b>
	<b>13</b>	<b>14</b>			<b>11</b>	<b>15</b>	<b>16</b>
<b>16</b>			<b>19</b>		<b>17</b>	<b>18</b>	<b>20</b>
<b>15</b>				<b>19</b>	<b>16</b>	<b>17</b>	<b>18</b>




Name: \_\_\_\_\_

Cut and paste the number tiles in order.

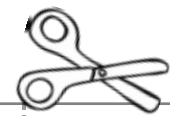


<b>11</b>		<b>13</b>			<b>12</b>	<b>14</b>	<b>15</b>
<b>12</b>		<b>14</b>			<b>13</b>	<b>15</b>	<b>16</b>
	<b>17</b>	<b>18</b>			<b>16</b>	<b>19</b>	<b>20</b>
<b>6</b>			<b>9</b>		<b>7</b>	<b>8</b>	<b>10</b>
<b>5</b>				<b>9</b>	<b>6</b>	<b>7</b>	<b>8</b>





Name: \_\_\_\_\_

Cut and paste the number tiles in order.



<b>0</b>				<b>4</b>	<b>1</b>	<b>2</b>	<b>3</b>
	<b>11</b>		<b>13</b>		<b>10</b>	<b>12</b>	<b>14</b>
	<b>17</b>		<b>19</b>		<b>16</b>	<b>18</b>	<b>20</b>
		<b>3</b>	<b>4</b>		<b>1</b>	<b>2</b>	<b>5</b>
	<b>9</b>			<b>12</b>	<b>8</b>	<b>10</b>	<b>11</b>




Name: \_\_\_\_\_

Cut and paste the number tiles in order.



<b>10</b>				<b>14</b>	<b>11</b>	<b>12</b>	<b>13</b>
<b>0</b>	<b>1</b>				<b>2</b>	<b>3</b>	<b>4</b>
	<b>10</b>		<b>12</b>		<b>9</b>	<b>11</b>	<b>13</b>
		<b>18</b>	<b>19</b>		<b>16</b>	<b>17</b>	<b>20</b>
	<b>6</b>		<b>8</b>		<b>5</b>	<b>7</b>	<b>9</b>




Name: \_\_\_\_\_

Cut and paste the number tiles in order.



<b>11</b>	<b>12</b>				<b>13</b>	<b>14</b>	<b>15</b>
	<b>16</b>		<b>18</b>		<b>15</b>	<b>17</b>	<b>19</b>
		<b>15</b>	<b>16</b>		<b>13</b>	<b>14</b>	<b>17</b>
	<b>5</b>		<b>7</b>		<b>4</b>	<b>6</b>	<b>8</b>
			<b>7</b>	<b>8</b>	<b>4</b>	<b>5</b>	<b>6</b>



# Digital Resources {CLICK TO BUY}




Kindergarten Skills Practice Math Worksheets BOOM Cards ...  
\$6.00




Kindergarten Skills Practice Math Worksheets Google ...  
\$6.00




Math Digital Worksheets for Practice and Interventions ...  
FREE




Math Practice Digital Worksheet RIT Band 161-230 Google ...  
~~\$42.00~~ \$35.00




Math Practice Worksheets RIT Band 221-230 Distance ...  
\$7.00




Math Practice Worksheets RIT Band 201-220 Google Classroom ...  
\$7.00




Math Practice Worksheets RIT Band 191-200 Google Classroom ...  
\$7.00



Math Practice Worksheets RIT Band 181-190 Google Classroom ...  
\$7.00



Math Practice Worksheets RIT Band 171-180 Google Classroom ...  
\$7.00



Math Practice Worksheets RIT Band 161-170 Google Classroom ...  
\$7.00



Math Practice Bundle RIT 221-230 Google Classroom Distance ...  
~~\$18.00~~ \$16.20



Subtracting Fractions Like Denominators Math Distance ...  
\$5.00



# Thank you!

Thank you for your purchase and support :)

If you have any questions or suggestions, please don't hesitate to email me:  
rhodadesignstudio@gmail.com

Want to earn free products on TPT and make a teacher-author's day?

Feedback means a lot to sellers on TPT – we want to hear how useful our products are in your classroom and what needs we can fulfill. Don't forget to leave feedback on items you've purchased – you earn 1 TPT credit for every dollar spent on TPT. These credits can be used to purchase future items. Log in, go to "My Purchases" and click on the "Provide Feedback" link next to each product – it's that easy!

Rhoda

P.S. You can find me at these places:



Thank you to these artists!!

